

**Topic:** Creating Goal-Scoring Opportunities. By Greg Maas, State Technical Director, Utah Youth Soccer Association.

**Emphasis:**

To teach technical and tactical considerations in creating goal-scoring opportunities.

**Activity #1 Fundamental:**

**Set Up:**

Players work in pairs with one ball. Use half a field and create numerous 4-yard wide goals with cones as shown in Diagram (a) below.



**Diagram**

**(a)**

**Objective:**

Players begin by passing the ball through the cones to their partner. After each pass the players must jog to a different mini goal and repeat the sequence. Players must move to a new set of cones each time. Players must focus on using the inside, instep and bending balls on the ground. As shown in Diagram (a) player (A) bends the ball through the mini goal to partner (B). Players stop and perform static stretches periodically as the activity progresses.

Progression:

(1) Add 2-4 neutral defenders inside the playing area. Rotate the defenders often to avoid fatigue.

### Coaching Points:

- Body mechanics and control.
- Body position and balance.
- Eye on the ball.
- Quality of preparation touch.
- Proper selection of contact surface.

### Activity #2 Match Related (1):

#### Set Up:

20 x 25 yard area or as needed. 2v2 + 1 with goalkeepers in two full-size goals as shown in Diagram (b) below. The remaining players are positioned on the end-lines as shown. A supply of balls is placed next to each goal to maintain the flow of the activity. Neutral player plays for team in possession.

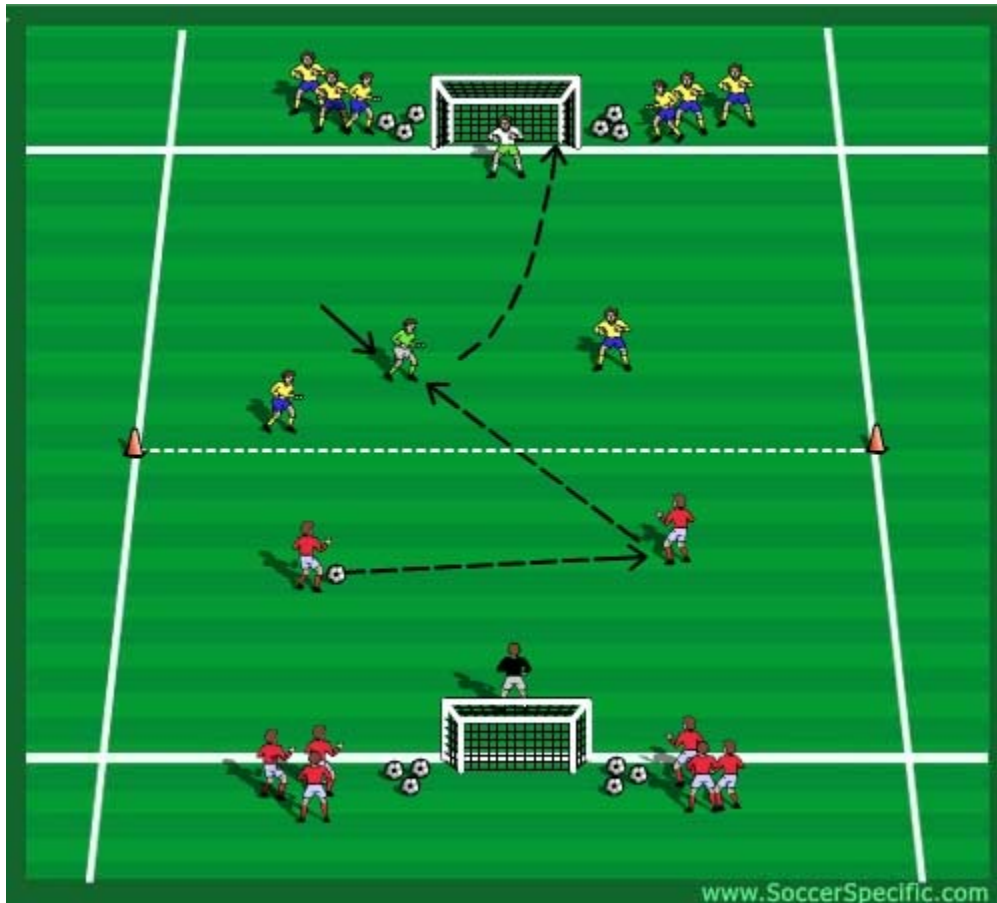


Diagram (b)

**Objective:**

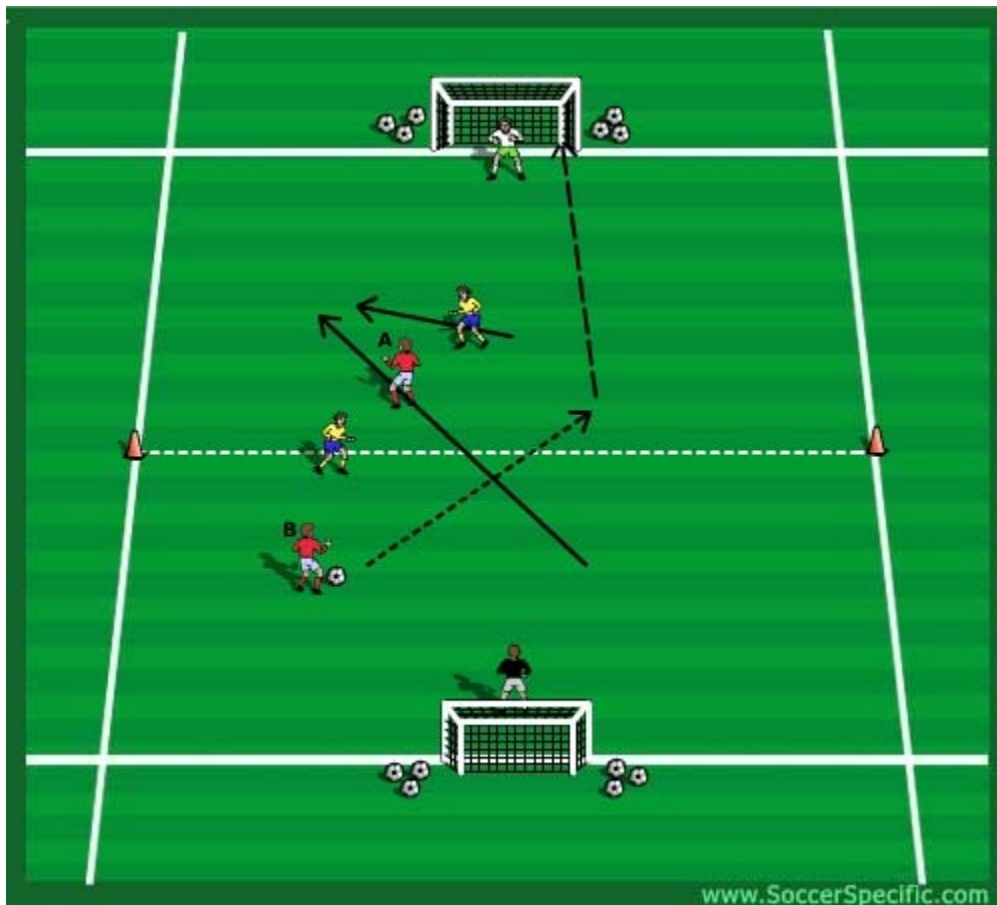
Players rotate attack between the Yellow and Red teams each time – Example: Red team attacks and Yellow defends, once the Red team shoots or scores etc. the Yellow team receives the next ball and become the attackers as two NEW Red's enter the field to act as defenders – flying changes.

**Coaching Points:**

- Aggressive and positive mentality to go to goal.
- When to pass, shoot or dribble?
- Supporting angle and distance to ball.
- Combination play.
- Unbalancing the defense.

**Activity #3 Match Related (2):****Set Up:**

20 x 25 yard area. 2v2 with goalkeepers in two full-size goals as shown in Diagram (c) below.



**Diagram (c)**

**Objective:**

Players compete for possession of the ball and attempt to score in their opponent's goal. A goal scored by combining with a teammate is awarded two goals. Players are encouraged to be creative in front of goal as well as create space for themselves and teammate. In Diagram (c) above, player (A) has made a positive forward run to create space for teammate (B). Player (B) can now burst forward into the space and into a good goal-scoring position.

**Progression:**

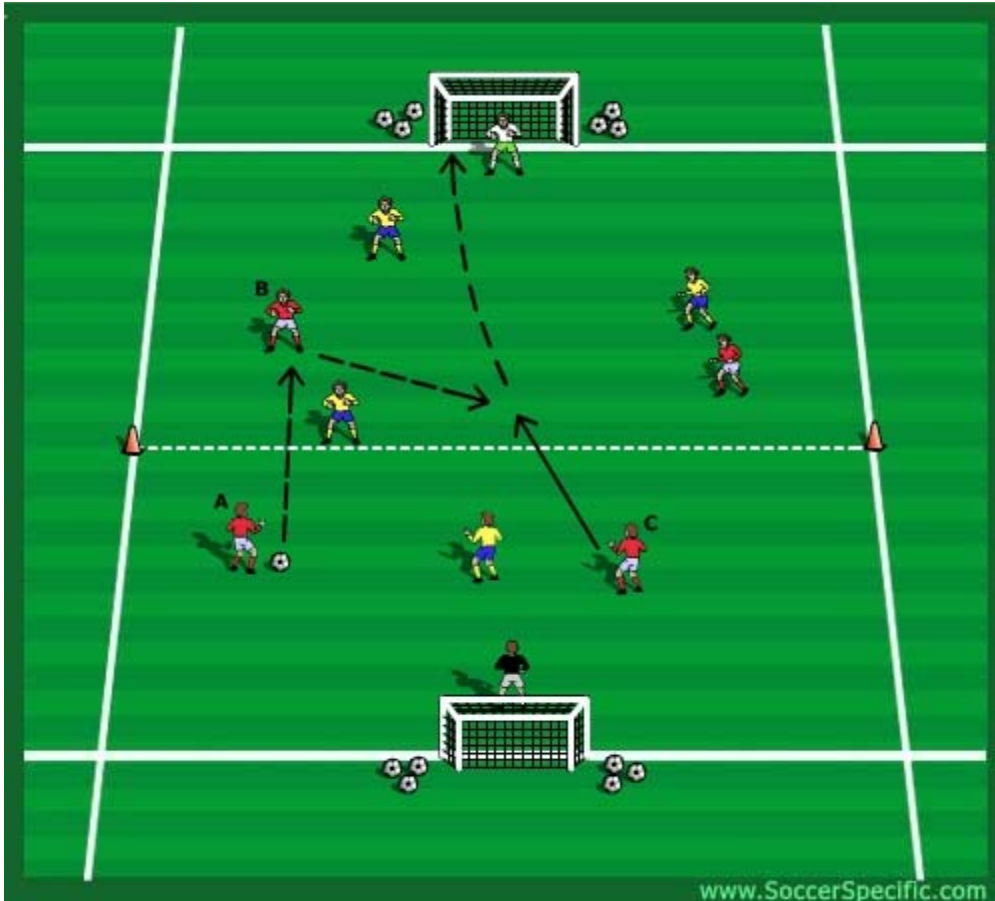
(1) Add two neutral players (one on each half of the grid) who can combine with the team in possession of the ball. Note: limit the neutral players to one or two touch to maintain a realistic speed of play.

**Coaching Points:**

- Creativity and deception.
- Vision and anticipation.
- Tactical application to the game (i.e., placement vs. power and positioning to gain an advantage)
- Timing and shape of attacking runs.
- Ability to create space for each other.

**Activity #4 Match Condition:****Set Up:**

30 x 40 yard playing area. 4 v 4 with goalkeepers in two full-size goals as shown in Diagram (d) below.



**Diagram (d)**

**Objective:**

Both teams compete for possession of the ball and attempt to score in their opponent's goal. Players are encouraged to be aggressive and positive in front of goal. No restrictions are placed on the players during this phase. In Diagram (d) above, player (A) passes to teammate (B). Player (B) lays the ball off for a shot by player (C).

**Coaching Points:**

- Correct attacking shape and balance of team.
- Frame the goal.
- Find a way to score.
- Resiliency – rebound mentality.
- All technical aspects of finishing.

**Activity #5 Cool Down:**

Players perform dynamic movements and static stretches focusing on major muscle groups. Heart rate is reduced.

## UYSA and SoccerSpecific.com Sign Partnership

Utah Youth Soccer is proud to announce that State Technical Director Greg Maas and SoccerSpecific.com have agreed to offer subscriptions **FREE OF CHARGE** to all coaches that are members of Utah Youth Soccer. Visit the #1 rated coach's online soccer resource at [www.SoccerSpecific.com](http://www.SoccerSpecific.com) and explore the most advanced coaching software and coaching tools available. "This is an unprecedented opportunity for our coaches and I am excited that we were able to make this happen," said Maas.

You can explore SoccerSpecific.com by taking a free tour. Follow the link provided above and click on "Free Tour" near the soccer ball in the upper left portion of the Home Page. To begin your **FREE SUBSCRIPTION**, [click here](#). From the SoccerSpecific.com home page, click on "Join Us Now," and then enter the Utah Youth Soccer promo code "1526" and you are ready to go!

