

# 2025 OYSA Fall Pre-Season Training

# Meeting Topics

- Exciting news!
- OYSA rule changes and summary
- OYSA procedures and protocols
- IFAB Law changes
- USSF Penalty Summary Policy 531-9



# Exciting news!



## **OYSA has increased Game Fees for all OYSA Leagues, U09-19!**

This includes OYSA League & Cup games, Development Academy, Valley Academy, and OYSA United Cup.

CRs, ARs, and 4th Officials only.



## **The pay increase is \$5.00/assignment, across the board!**

This is an average increase of 17%!





# 2025/26 OYSA Rule Changes

There are two OYSA rule changes that go into effect this Fall Season.



# 2025/26 OYSA Rule Changes



- **(4) Heading Limitations**

- (a) In the U11 (formerly U11/12) age group a player may not play the ball with their head.
- (b) The infraction consists in deliberately playing the ball with the head. If the referee determines that the ball struck a player in the head when the player is not trying to play the ball, the referee will allow play to continue.
- (c) Deliberately playing the ball using the head results in an indirect free kick at the spot it occurred.
- (d) If the infraction is committed within the goal area, the indirect free kick will be taken from the goal area line parallel to the end line at the nearest point to where the infraction occurred.

# 2025/26 OYSA Rule Changes



- **(5) Conditions of Suspensions**

- (a) Coaches or team officials serving suspensions cannot participate in any game activities related to the team from which they were suspended. Coaches are prohibited from participating in any pre-Game or post-Game activities and must remain out of sight of the Game during games from which they are suspended.
  - (i) The use of any electronic device by the suspended coach or team official to contact an individual on the team during pre-Game, Game, or post-Game activities is prohibited.

(b) Players who are serving suspensions may sit in the Team Area/Technical Area during the game(s) from which they have been suspended provided that they are NOT wearing the team uniform (including team warmups).

# OYSA rules summary

- For a complete list of OYSA Competitive Soccer League Rules, please visit:
- [OYSA 24/25 Competitive League Rules](#)
- The 2025 OYSA Cup Rules Summary for Refs is an excellent summary for League games as well!
- [2025 OYSA Cup Rules Summary for Refs - English & Spanish.pdf](#)
- A link to these rules and summary is on the RefTown/NWSC homepage under Quick Document Links.
- It is YOUR RESPONSIBILITY to read and know these rules!



# OYSA rules summary

- All teams must use printed rosters & either printed or digital player passes for all League games.
- If a team does not have printed rosters or player passes, they have a 15-minute grace waiting period beyond the scheduled start time to complete check-in.
  - If the 15-minute waiting period has elapsed and a team has not completed check-in, the referee and/or coaches must call the **Game Day Hotline (971-732-9897)** before abandoning a match.
  - Before abandoning a match for any reason, the referee and/or coaches must call the **Game Day Hotline (971-732- 9897).**





# OYSA rules summary




Maximum Team Roster vs. Maximum Match Roster		
Team Age	Team Roster	Match Roster
U11-U12 (9v9)	22 players/4 coaches	16 players/4 coaches
U13-U19	22 players/4 coaches	18 players/4 coaches

- **Substitutions are unlimited.**
- **Team Roster:** players/coaches assigned to the team.
- **Match Roster:** unique to each match, lists the players and adults who will participate in the match.
- **Minimum Number of Participants:**
  - **9v9 Games:** A team must have a minimum of 6 eligible players and 1 eligible adult.
  - **11v11 Games:** A team must have a minimum of 7 eligible players and 1 eligible adult.

# OYSA rules summary



- Length of Games and Ball Size:



Age	Length of Half	Halftime	Ball Size
U11-U12 (9v9)	30 minutes	10 minutes	Size 4
U13-U14	35 minutes	10 minutes	Size 5
U15-U16	40 minutes	10 minutes	Size 5
U17-U19	45 minutes	10 minutes	Size 5



- The home team provides 3 Game balls, although the referee may accept balls from either team.
- Please check inflation. Use the range printed on the ball. Inflate to the bottom range for younger age groups.

# OYSA rules summary



- Please take the time to read, understand, and know the OYSA Banned Term Policy.
- Please implement this policy in your future games

## OYSA BANNED TERM POLICY

The Oregon Youth Soccer has a zero-tolerance policy for discrimination or harassment against anyone based on their race, color, religion, gender, sexual orientation, national origin, preferred language, age, physical or mental disabilities!

1. If a referee hears one of the below terms or any term deemed to be discriminatory, the player/staff will be sent off and removed from the match immediately and the OYSA disciplinary committee will issue a suspension of no less than 5 games in addition to any other sanctions deemed necessary.
2. If there is an alleged Banned Term during the match:
  - a. Ask your player to notify a Coach and/or Referee
  - b. The referee will stop the match to address the situation with both coaching staff and then allow time for the coaches to address their respective players/staff.
  - c. The match should not restart until both teams are comfortable
  - d. If there are additional questions during this time, the referee and/or coaches are instructed to communicate with the Gameday Hotline directly.
  - e. The referee will report all information regarding the use of a banned term and the match stoppage in their Reftown game report.

Banned Terms (non-exhaustive)

F*g	F*ggot	H*mo	N*gger
N*gro	N*gga	Cr*cker	Ch*nk
Bean*r	P*to	Sp*c	Ret*rd
P*ssy	G*y	Wh*te Boy	Mon*ey

# OYSA procedures and protocols



- Arrival to your game.
- Pre-game duties.
- Team check-ins.
- Half time.
- Post-game duties.
- Game reports.
- Misconduct reports.





# OYSA procedures and protocols: Arrival to your game



- Arrival to your game is 30 minutes before kickoff – NO EXCEPTIONS!
  - This means that you are at the field 30 minutes before kickoff, not in the parking lot.
- If you are running late, call/text your crew to let them know your arrival time.
- If you can't make it, call your assignor with as much advanced warning as possible!
- If a crew member(s) is late, call them by 15 minutes before kickoff.
- If a crew member no-shows, call your assignor 5 minutes before kickoff.



# OYSA procedures and protocols: Arrival to your game



- Upon arrival to the field, locate your referee crew.
- Establish a safe place to place your gear.
  - This is usually at between the teams, at midfield, and at least 3 yards from the touchline.
  - It is recommended to find a safe and secure place well away from both teams and spectators, with an easy and direct route to your vehicle/parking lot
- Prepare yourself for the game.
  - Remove warm-ups/add layers, gloves, hat, etc.
  - Secure your whistle, cards, note card, pen/pencil, coin, flags.
  - Determine which color referee jersey to wear. The crew must match!
  - Tuck your referee jersey in and look professional!



# OYSA procedures and protocols: Pre-game duties



- **Check the field.**
  - Walk the field together as a crew to inspect the field.
  - Check all of the markings/lines and for any safety issues.
  - Check the corner flags for proper placement and safety.
    - No corner flags? Ask the home team to place cones in the corners.
  - Check the goals.
    - They must be secured or anchored to the surface, or counterweighted. If not, have the home team correct this.
    - The nets must be secured to the goals without holes or gaps. If they need work, have the home team correct this.
    - Ask the home team to correct the above items at least 15 minutes before kickoff, not right before the game starts! Do not start the game until the goals/nets are secured!
  - Inspect the spectator sideline and ask people to move back if needed.
  - Inspect the team areas to insure that the benches are at least 5 yards from the touchline and 10 yards from the midline. Creating team areas by using team cones is highly recommended!



# OYSA procedures and protocols: Team check-ins



- **Team check-ins:**
  - Each team will provide you with their own printed roster and either printed or digital player cards.
  - No roster? No player cards? Call the **Game Day Hotline (971-732- 9897).**





Check the info at the top to make sure you are given the correct roster.

Home Team

Away Team

# Official Match/Roster Game Report

## 2025 State Cup

Date: 05/10/2025 Time: 4:30PM Flight: Boys Under 15 Game # 140253  
Home Team: United PDX 10B Red Away Team: Oregon Premier FC 10B Academy  
Venue: Tualatin Hills Rec Center Field # Trf2 Center Ref. Signature: \_\_\_\_\_

Home Team: United PDX 10B Red				Team ID: 1203-01CB15-0042
Jer #	Played	Name(last, first)	ID #	
1 90		Alexander, Carter	67094-896009	
2 5		Brewster, Simon	29606-362650	
3 81		Caldwell, Connor	68277-217100	
4 15		Chou, Chuano Wei	29758-391147	
5 17		Eisenberg, Augusten	66682-211751	
6 11		Godinez-Orozco, Aiden	98043-048833	
7 20		Gomez-Knox, Javier	58378-064322	SUS
8 24		Graine, Sebastian	42489-635415	
9 27		Leos, Maden	27510-813960	
10 73		Lind, Bennett	61434-477621	
11 19		Romero, Jackson	97101-976132	
12 14		Sanchez Cruz, Alexander	82325-363926	
13 22		Somera, Enzo	92055-998038	
14 9		Spitieri, Cameron	19834-074171	
15 4		Stearns, Isaac	14455-715637	
16 7		Tellez Lopez, Eduardo	68621-836487	
17 3		Wallace, Tristan	54966-215074	
18 2		Wendler, Gabriel	62833-297993	
19 65		Younablood, Emmett	96902-470790	
20				
21				
22				
23				
1 HC		Cuffie, Kibwe	10008-077145	
2 AC		Younablood, Ryan	10008-054281	
3 TM		Caldwell, Meagan	85165-825439	
4 TM		Caldwell, Robert	16946-597912	

Away Team: Oregon Premier FC 10B Academy				Team ID: 2208-01CB15-0661
Jer #	Played	Name(last, first)	ID #	
1 22		Avila Zabala, Sebastian	75836-085498	
2 26		Bazaldua-Ruiz, Chris	72643-438369	
3 16		Beckman, Levi	18644-690139	
4 88		Cohen, Dvian	23252-956838	
5 11		Damori, Andrew	12319-747200	
6 18		Flores Elias, Eric	43083-078856	
7 40		Galan, Carter	58386-430002	
8 5		Gatelev, Grant	16416-190624	
9 17		Iwabuchi, Kairi	78282-705837	
10 7		Jacobo Davila, Baruc	18899-961563	
11 2		Lopez HernandezDUP, Jahir	57973-455070	
12 12		Maciel Bolanos, Aaron	45857-152125	
13 6		Mashburn, Clvde	12254-685399	
14 4		Nava, Braxton	11330-387202	
15 9		Norouist, Jace	46825-251907	
16 19		Ramirez, Luis Javier	84759-269043	
17 27		Truillo-Herrera, Cristian	70979-704843	
18 8		Van Driesche, Leland	91908-968491	
19				
20				
21				
22				
23				
1 HC		Flores, Juan	57747-008894	
2 AC		Gorman, Isalah	40476-085587	
3 TM		Damori, Dawn	66085-340281	
4				

### Instructions for Referees Rosters/Cards

1. Collect a roster from each team. If no roster/cards, DO NOT start the game, call the Gameday Hotline at: 971-732-9897.
2. For missing referees, call the Referee Hotline at: 503-332-5432.
3. All players/coaches MUST have a valid pass (not expired, picture affixed and laminated) to participate.
4. Place a check mark in the "Played" column for all players/coaches participating.
5. Draw a line through players and coaches who do not participate.
6. Look for "R", "SUS", or a cross within a circle (medical symbol) across from or near to a player's name. If any of these symbols are present, this player may NOT participate in the match. Draw a line through their name if one is not already drawn.

#### Guest Players

1. Must be from the same club.
2. Can be handwritten on the roster. Must be age and play level eligible!!!
3. Guest players are NOT allowed for Cup play!!!

Rosters MUST be submitted to OYSA within 24 hours of the match if there is a handwritten player or coach listed on the Official Printed Match Roster, or if a suspended player or coach is listed on the Official Printed Match Roster.

#### Rosters can be submitted by:

1. Texting a photo of the roster to the Gameday Hotline: 971-732-9897.
2. Emailing them to [roster@oregonyouthsoccer.org](mailto:roster@oregonyouthsoccer.org), or
3. mailed to:  
OYSA  
7920 SW Cirrus Drive  
Beaverton, OR 97008

#### Call Gameday Hotline

1. Before starting game if team is missing a roster and/or player cards.
2. Before abandoning a game for any reason.
3. RED card issued.
4. Injury requiring an ambulance.

#### Call Referee Hotline

1. Missing Referees
2. RED card issued.
3. Injury requiring an ambulance.
4. Referee abuse.

NOTE: Players removed from the game due to possible concussion MAY NOT re-enter the game!!!

PLEASE retain all copies of match rosters in the event OYSA needs to request a copy that was not sent in or could not be read.

The Instructions for Referees section has helpful information!

# OYSA procedures and protocols: Team check-ins



- Verify that the Team Roster does not have more than the maximum number of players allowed for the Age Group.
- Verify that the Match Roster does not have more than the maximum number of players allowed for the Age Group.
- Any additional players above the maximum allowed must be crossed off the roster by the coach. Those players are not allowed to play in the game. They may remain in the team area, but they are not allowed to wear the uniform.

Maximum Team Roster vs. Maximum Match Roster		
Team Age	Team Roster	Match Roster
U11-U12 (9v9)	22 players/4 coaches	16 players/4 coaches
U13-U19	22 players/4 coaches	18 players/4 coaches

# OYSA procedures and protocols: Team check-ins



- Each participant (player and coach) must be printed on the roster and validated with an OYSA ID Card (printed or digital).
- Players and coaches may be hand-written on the roster. Their OYSA ID Card number must also be hand-written.
- Verify each player's jersey number in the Jer # column.
  - If it is incorrect on the roster, cross the incorrect number off and write in the correct jersey number.
  - If no jersey number is printed on the roster, write in the correct jersey numbers.
- Place a checkmark in the Played column for every verified player and coach.
- Cross-off any players who are not present for the game or not playing.
- This is a good time to check for correct and/or illegal equipment (shinguards, jewelry, etc).
- Return all printed player cards after the check-in, and the CR keeps the roster.

# OYSA procedures and protocols: Team check-ins



- If any player has a red "R" or "SUS" or cross within a circle (medical symbol) next to their ID# on the roster, that player is NOT ALLOWED to play in the game.
  - That player may remain in the team area during the game, but not wear the uniform.
- If any coach has a red "R" or "SUS" next to their ID# on the roster, that coach is not allowed to participate.
  - Coaches or team officials serving suspensions cannot participate in any game activities related to the team from which they were suspended. Coaches are prohibited from participating in any pre-Game or post-Game activities and must remain out of sight of the Game during games from which they are suspended.





# OYSA procedures and protocols: Pre-game duties



- Collect at least three game balls from the home team.
- Check the game balls for adequate pressure.
  - Follow the manufacturer's range that is printed on the ball. Inflate or deflate to bring the ball pressure into range, making each ball equal in pressure.
  - For younger age groups, inflate the balls to the bottom of the range.



# OYSA procedures and protocols: Pre-game duties



- Pre-game discussion.
  - The CR should take at least 5 minutes to have a pre-game discussion with the crew.
  - This can be done while checking the field or after the team check-ins.
  - The CR should outline the roles and expectations for the ARs. The CR should cover:
    - Offside decisions and mechanics.
    - AR signals.
    - Touchline, goal line, and penalty area decisions.
    - Special instructions for managing substitutions and team areas/personnel
    - Special instructions for addressing referee abuse/banned terms.
    - Answer any questions.



# OYSA procedures and protocols: Pre-game duties



- Conduct the coin toss with at least one captain from each team. Ask them to at least introduce themselves to each other. You are not required to give your names.
- This should be done 5 minutes before kickoff.
- Keep it brief and simple. This is not the time to get into lengthy rules lectures. Answer any questions and get to it!
- The guest team calls heads or tails while the coin is in the air. The winner gets to choose the side they want to defend, or to take the kickoff. The other team gets the other remaining option.



# OYSA procedures and protocols: Pre-game duties



- Get the game started.
  - The crew should walk out together to midfield, each person taking a game ball. The AR flags should be rolled up.
  - The crew agrees on the length of the half, shakes hands, then separates.
  - The ARs run to the goals on their respective ends, examine the goals one more time, place the game ball near the goal and off the field, and then take their positions on the touchlines.
  - The CR awaits for all players to be on the field, in position, and ready. The ARs count the players on their half. The ARs unroll their flags to signal to the CR they are ready to begin.
  - The CR whistles for the match to begin.





# OYSA procedures and protocols: Halftime



- Time for a break, some water, and reflection!
- Do not allow for teams to take more than 10 minutes. They can take less than 10, but you can take your full 10 if needed.
- It is advisable to have your halftime crew discussion in a location that is out of earshot of the team areas and any cameras that may be set up nearby. The cameras are recording audio, and they can hear you!
- Discuss the critical decisions of the 1st half. Make corrections and adjustments for the 2nd half.



# OYSA procedures and protocols: Post-game duties



- After game is over the referees should grab their gear and leave together.
  - You are not required to return game balls or stay for the handshakes.
  - Do not linger to discuss decisions with players, coaches, spectators.
  - The longer you stay in the area, the greater the risk of referee abuse.
- Confirm the final score with the referee crew before you depart.



# OYSA procedures and protocols: Post-game duties



- If you gave a red card to anyone during or after your game, you must immediately call or text the **Game Day Hotline (971-732- 9897)** to report it.
- You must report these things:
  - Referee's name.
  - Player/Coach name.
  - Team name (not home or away).
  - A brief reason for the red card.
- If no one answers the call, leave a voicemail.



# OYSA procedures and protocols: Game reports



- ALL referees (CRs and ARs) must submit online game reports in RefTown/NWSC.
- On the RefTown/NWSC homepage you will see this Notice:
  - Click on the blue bottom line to go to your games that are missing reports.
- The CR must report any misconduct given during the game in the Misconduct Report.
  - Each card given must be reported in a separate Misconduct Report.
- The CR is required to send any rosters with hand-written entries to OYSA.
  - Take a picture of the roster and text it to the **Game Day Hotline (971-732- 9897)**.
  - Email a picture or scan of the roster to: **roster@oregonyouthsoccer.org**










# OYSA procedures and protocols: Game reports



- **NEW THIS SEASON IN REFTOWN:**

- Team Roster Reports

- On your game schedule you will see a new report, "Team Roster Report".
    - You can use this report to submit rosters with hand-written entries.
    - Click on the Team Roster Report to upload a picture of your report.
    - The picture will automatically be sent to OYSA.
    - This Team Roster Report can be completed immediately after you check a team in and before you start the game, as long as the roster is complete (no players arriving late).

 [Game Card](#)  
 [OYSA Game Report](#)  
 [OYSA Mentor Feedback](#)  
 [OYSA Misconduct Repo...](#)  
 [Team Roster Report](#)

# OYSA procedures and protocols: Game reports



- OYSA's game reporting policies can be found in RefTown/NWSC under Custom>Oregon Youth Soccer>OYSA Policies & Procedures.
- **When are your Game Reports Due?**
  - Game played on **Saturday** - must be filed no later than 9am the following Monday.
  - For all **Sunday games** - filed no later than 9am the following Tuesday.
  - Center Refs with missing reports will be charged \$10/game.
  - ARs with missing reports will be charged \$5/game.



# OYSA procedures and protocols: Game Reports



- After clicking on your Notice of Game Reports Needed, the next page will show you all of your games that need reports.
- On the right side of the game schedules you will see this:

A screenshot of a web interface showing three links stacked vertically. The top link is "\* + Game Report" with a red asterisk and a green plus sign. The middle link is "+ Misconduct Report" with a green plus sign. The bottom link is "Wallet Card" with a green magnifying glass icon. All links are underlined and in blue text.
- Click the +Game Report button to go to your report form for that game.

# OYSA procedures and protocols: Game Reports



- Enter the final score
- Report any changes to Location or Teams.
- Report any changes to officials.
- Add any notes.
- Report if misconduct was given.
- Add any additional information that should be reported goes in the Supplemental/Incident Report.
- Click Submit Form.
- If you have more games to report, go to the RefTown/NWSC homepage and click again on the Notice, Game Reports Needed.

Game Report					
Game No.	Date Time	League Type Level	Location Home Visitor	Officials	Comments
1205 (60)	Fri 6/20/2025 6:00 PM	BOYS U15 SILVER Boys U15	@:Woodburn HS - 2 H:SFSC 11B Foxes V:MSC B2011 Pearol	Diagonal Center: AR1: AR2:	2x35min halves, 5min halftime  2025 Flavor de Futbol Rules SUMMARY.pdf
<b>Score</b>					
*Home Score (SFSC 11B Foxes)					<input type="text"/>
*Visitor Score (MSC B2011 Pearol)					<input type="text"/>
<b>Changes</b>					
*Were there any changes to the Location or Teams?					<input type="radio"/> Yes <input type="radio"/> No
<b>Official Changes</b>					
*Were there any changes to the officials?					<input type="radio"/> Yes <input type="radio"/> No
<b>Notes</b>					
*Field Notes?					<input type="radio"/> Yes <input type="radio"/> No
*Team(s) Notes?					<input type="radio"/> Yes <input type="radio"/> No
*Serious Injuries?					<input type="radio"/> Yes <input type="radio"/> No
<b>Yellow or Red Cards?</b>					
*Were there any misconducts (Red/Yellow) issued by YOU?					<input type="radio"/> Yes <input type="radio"/> No
*Were there any misconducts (Red/Yellow) issued by another official?					<input type="radio"/> Yes <input type="radio"/> No
<b>Supplemental/Incident Report</b>					
Administrators are especially concerned with excessive misbehavior or abuse by spectators/fans, players or coaches; additional information about red/yellow cards issued by the referee; security issues; and anything controversial YOU might have witnessed before, during or after the game.					
*Any abnormal or unusual situations?					<input type="radio"/> Yes <input type="radio"/> No
					<input type="button" value="Submit Form"/>



# OYSA procedures and protocols: Game Reports





- **NEW THIS SEASON IN REFTOWN:**

- For elimination games that require a winner there will be a new field in the game report to enter the results of the Penalty Shoot-Out.
- This will be added to all Quarterfinal, Semifinal, and Final Cup games.
- There will be the usual fields to report the final tied score.
- Next to that will be new fields to report KFTM.



# OYSA procedures and protocols: Misconduct reports



- Only the CR is required to report misconduct.
  - ARs only click Yes in the Game Report if misconduct was given by someone else.
- If you gave misconduct during your game, then you must submit a Misconduct Report for each card given.
- On the right side of your game schedule you will see this:A screenshot of a web interface showing three options in a list. The first option is "\* + Game Report" with a red asterisk and a green plus sign. The second option is "+ Misconduct Report" with a green plus sign. The third option is "Wallet Card" with a green magnifying glass icon. All three options are underlined and appear to be clickable links.
  - Click on +Misconduct Report. The next page will give you some instructions and show you the game that you are reporting on. If the game is correct, then click on the green + icon  to add a new Misconduct Report for that game.

# OYSA procedures and protocols: Misconduct reports



- Enter the Minute.
- Select the Team.
- Select Player or Coach.
- Enter the Jersey Number.
- Enter the OYSA ID# from the roster.
- Enter the Name from the roster.
- Select Yellow or Red.
- Select the Reason.
- In the Comments, enter a brief and factual description of why you issued the card.

Misconduct Report

Game No.	Date Time	League Type Level	Location Home Visitor
1570 (300)	Fri 7/25/2025 5:30 PM	U14 Girls Silver Girls U14	@:Lakeridge MS - Field 1 H:Oregon Premier FC LOSC 12G V:Apex FC 2012 Girls Navy

Foul Details

\*Minute

\*Team

\*Player / Coach

\*Jersey Number

Player ID

\*Name

\*Type

☐ Yellow ☐ Red

\*Reason

\*Comments

Enter a brief & factual description of why you issued this card.

Submit Form

Close

Close & Reload

# OYSA procedures and protocols: Misconduct reports





- You Comment should read like this:
- ***"In the \_\_\_ minute player #\_\_ of the home/away team, Mr/Ms \_\_\_\_\_ committed a reckless foul by making a late tackle from behind the opponent with no chance to play the ball. The referee stopped play, cautioned Mr/Ms \_\_\_\_\_, and showed the yellow card. The referee restarted play with a dfk for the opposing team"***
- Make sure that your comments include supportive language from the LOTG.
- Do not write anything that is opinion-based or not factual.
- If dissent or abusive language was used, enter the exact words that were used.



# OYSA procedures and protocols: Misconduct reports



- After you click Submit Form, the next page will show you a confirmation of your report.
- You can either  or 
- If you are reporting a red card, please use factual information and language that is supported by the LOTG. What you write in the comments will directly effect the number of game suspensions.
- Please call your assignor if you have any questions about how to write up your Misconduct Reports.

# 2025/26 IFAB Law changes



- The 25/26 IFAB Law Changes went into effect on July 1, 2025. These changes will be implemented in all future OYSA League Games. Please be sure to know all of these changes, especially the new 8-second goalkeeper possession rule!
- Link to the complete IFAB Law Changes:
  - <https://thefab.com/law-changes/latest/>
- Link to a PDF summary from IFAB:
  - <https://downloads.thefab.com/downloads/changes-to-the-laws-of-the-game-2025-26?l=en>

# 2025/26 IFAB Law changes



- **Law 3. The Players**
- Competitions have the option of implementing the 'Only the captain' guidelines
- **Change to Law 3. The Players** > 3.10 Team captain
- **Additional text:**
- Each team must have a captain on the field of play who wears an identifying armband. The team captain has no special status or privileges but has a degree of responsibility for the behaviour of the team.
- Competitions may implement the 'Only the captain' guidelines listed under 'Notes and modifications'.
- **Explanation:**
- Competitions are encouraged to use the 'Only the captain' guidelines to improve on-field behaviour and to enhance cooperation and strengthen the rapport between the players and the referee.
- [See Law 3](#)

# 2025/26 IFAB Law changes



- **Law 5. The Referee**
- Signal to be used by referees to count down the last five seconds of the eight-second restriction on goalkeepers controlling the ball with their hand(s)/arm(s)
- **Change to Law 5. The Referee > 5.6 Referee signals**
- Countdown for the last five seconds of the eight-second restriction on goalkeepers controlling the ball with their hand(s)/arm(s)
- See Law 5





# 2025/26 IFAB Law changes



- **Law 8. The Start and Restart of Play – Dropped ball**

- If, when play was stopped, the ball was:
  - inside the penalty area – the ball is dropped for the defending team goalkeeper in their penalty area
  - outside the penalty area – the ball is dropped for a player of the team that has or would have gained possession if this is clear to the referee; otherwise, it is dropped for a player of the team that last touched it. The ball is dropped at its position when play was stopped
  - **Changes to Law 8. The Start and Restart of Play > 8.2 Dropped ball**
  - **Amended text:**
  - **Procedure**

~~• The ball is dropped for the defending team goalkeeper in their penalty area if, when play was stopped:~~

- ~~• the ball was in the penalty area or~~
- ~~• the last touch of the ball was in the penalty area~~

~~• In all other cases, the referee drops the ball for one player of the team that last touched the ball at the position where it last touched a player, an outside agent or, as outlined in Law 9.1, a match official~~

- If, when play was stopped:
  - the ball was inside the penalty area, the referee drops it for the defending team goalkeeper in their penalty area
  - the ball was outside the penalty area, the referee drops it for one player of the team that has or would have gained possession if this can be determined by the referee; otherwise, it is dropped for one player of the team that last touched it. The ball is dropped at its position when play was stopped

- **Explanation:**

- There are times when the ball would clearly have gone to an opponent of the team that last touched the ball. In such instances, it is fairer for the ball to be dropped for the team that would have gained possession, as long as this is clear to the referee. Outside the penalty area, the ball will now be dropped at its position when play was stopped.

- **See Law 8**



# 2025/26 IFAB Law changes



- **Law 9. The Ball in and out of Play**
- Indirect free kick and no disciplinary sanction when a team official, substitute, substituted or sent-off player or player who is temporarily off the field of play touches the ball as it is leaving the field of play and there is no intention to interfere unfairly
- **Change to Law 9. The Ball in and out of Play** > 9.2 Ball in play
- **Additional text:**
- The ball is in play at all other times (...) and remains on the field of play.
- If, without intending to interfere with play unfairly, a team official, substitute, substituted or sent-off player or player who is temporarily off the field of play (injury, adjusting equipment etc.) touches the ball while it is still in play but when it is clearly leaving the field of play, this is penalised with an indirect free kick; there is no sanction.
- **Explanation:**
- There are times when a coach, substitute or player who is temporarily off the field of play (among others) touches the ball as it is going out of play with the intention of helping the game restart quickly. In such cases, an indirect free kick will be awarded but there will be no disciplinary sanction, unless such a sanction is to be issued for persistently leaving the technical area.

# 2025/26 IFAB Law changes



- **Law 11. Offside**
- When the goalkeeper throws the ball, the last point of contact should be used for the purpose of determining an offside position
- **Change to Law 11. Offside** > 11.2 Offside offence
- **Additional text:**
- \*The first point of contact of the 'play' or 'touch' of the ball should be used; however, when the ball is thrown by the goalkeeper, the last point of contact should be used.
- **Explanation:**
- The first point of contact with the ball is used when determining whether a player is in an offside position. However, when the ball is thrown by the goalkeeper, the last point of contact should be used, as this provides a clearer and more consistent reference point.

# 2025/26 IFAB Law changes



- **Law 12. Fouls and Misconduct**

- A goalkeeper who controls the ball with their hand(s)/arm(s) for more than eight seconds will be penalised, with a corner kick being awarded to the other team

- **Changes to Law 12. Fouls and Misconduct** > 12.2 Indirect free kick

- **Amended text:**

An indirect free kick is awarded if a goalkeeper, inside their penalty area, commits any of the following offences:

- ~~• controls the ball with the hand/arm for more than six seconds before releasing it~~
- touches the ball with the hand/arm after releasing it and before it has touched another player
- touches the ball with the hand/arm, unless the goalkeeper has clearly kicked or attempted to kick the ball to release it into play, after:
  - it has been deliberately kicked to the goalkeeper by a team-mate
  - receiving it directly from a throw-in taken by a team-mate
- ~~• A goalkeeper is considered to be in control of the ball with the hand(s) when:~~
  - ~~• the ball is between the hands or between the hand and any surface (e.g. ground, own body) or by touching it with any part of the hands or arms, except if the ball rebounds from the goalkeeper or the goalkeeper has made a save~~
  - ~~• holding the ball in the outstretched open hand~~
  - ~~• bouncing it on the ground or throwing it in the air~~
- ~~• A goalkeeper cannot be challenged by an opponent when in control of the ball with the hand(s).~~
- **Explanation:**
  - If a goalkeeper has control of the ball with their hand(s)/arm(s) for more than eight seconds, the referee will now award a corner kick (rather than an indirect free kick) on the side of the field closest to the goalkeeper's position when penalised. There is no disciplinary action unless the goalkeeper repeatedly commits the offence.

• [See Law 12](#)



# 2025/26 IFAB Law changes



- **Changes to Law 12. Fouls and Misconduct** > 12.3 Corner kick
- **Additional text:**
- **3. Corner kick**  
A corner kick is awarded if a goalkeeper, inside their penalty area, controls the ball with their hand(s)/arm(s) for more than eight seconds before releasing it. A goalkeeper is considered to be in control of the ball with their hand(s)/arm(s) when:
  - the ball is between their hands/arms or between their hand(s)/arm(s) and any surface (e.g. ground, own body)
  - holding the ball in their outstretched open hand(s)
  - bouncing it on the ground or throwing it in the air
  - The referee will decide when the goalkeeper has control of the ball and the eight seconds begin and will visually count down the last five seconds with a raised hand.
  - A goalkeeper cannot be challenged by an opponent when in control of the ball with their hand(s)/arm(s).
- **Explanation:**
  - If a goalkeeper has control of the ball with their hand(s)/arm(s) for more than eight seconds, the referee will now award a corner kick (rather than an indirect free kick) on the side of the field closest to the goalkeeper's position when penalised. There is no disciplinary action unless the goalkeeper repeatedly commits the offence.
  - To assist the goalkeeper, the referee will signal the final five seconds using a raised hand.



- **Law 16. The Goal Kick**
- Reference to other Laws detailing situations which result in a goal kick
- **Change to Law 16. The Goal Kick** > Introduction
- **Additional text:**
- A goal kick is awarded when the whole of the ball passes over the goal line, on the ground or in the air, having last touched a player of the attacking team, and a goal is not scored (see also Laws 8, 10, 13 and 15).
- **Explanation:**
- Reference to other Laws detailing situations which result in a goal kick
- [See Law 16](#)

# 2025/26 IFAB Law changes



- **Law 17. The Corner Kick**
- Reference to other Laws detailing situations which result in a corner kick
- Kick to be taken from the corner area nearest to the goalkeeper's position when penalised
- **Change to Law 17. The Corner Kick** > Introduction
- **Additional text:**
- A corner kick is awarded when the whole of the ball passes over the goal line, on the ground or in the air, having last touched a player of the defending team, and a goal is not scored (see also Laws 8, 12, 13, 15 and 16).  
(...)
- **Explanation:**
- Reference to other Laws detailing situations which result in a corner kick
- [See Law 17](#)
- **Change to Law 17. The Corner Kick** > 17.1 Procedure
- **Additional text:**
- The ball must be placed in the corner area nearest to the point where the ball passed over the goal line or the goalkeeper's position when penalised
- **Explanation:**
- Kick to be taken from the corner area nearest to the goalkeeper's position when penalised
- [See Law 17](#)

# 2025/26 IFAB Law changes



- **Video assistant referee (VAR) protocol**
- Competitions have the option for the referee to make an announcement after a VAR 'review' or lengthy VAR 'check'
- **Change to Video assistant referee (VAR) protocol** > 4. Procedures
- **Additional text:**
- **Final decision**
- When the review process is completed, the referee must show the 'TV signal' and communicate the final decision; competitions may also implement a system in which the referee publicly explains and announces decisions following a VAR 'review' or lengthy VAR 'check', as outlined in the FIFA guidelines and the VAR Handbook
- (...)
- **Explanation:**
- Following successful trials, competitions now have the option of the referee announcing and explaining decisions after a VAR 'review' or lengthy VAR 'check'.

# 2025/26 IFAB Law changes





# USSF Penalty Summary Policy 531-9



**RESPECT  
THE CALL**



# USSF Penalty Summary Policy 531-9



**RESPECT  
THE CALL**



# USSF Penalty Summary Policy 531-9



# RESPECT THE CALL



# RESPECT THE CALL

## PROTECTING OUR REFEREES

With referee abuse on the rise for youth and amateur matches, it's time to take a stand.

Referees are essential to soccer, but far too often risk their emotional and physical well-being in service to the game.

Win, lose, or draw, we're in this together.

When you take your anger out on the referee, everybody loses, and the call on the field still stands.

Referee abuse is damaging for everyone involved – and for the future of soccer.

Thank you for doing your part.

## CONTENTS

### 03 PENALTY OVERVIEW

### 05 NON-PHYSICAL ABUSE

- 06 Level 1: Verbal Taunting
- 07 Level 2: Harassment/Intimidation
- 08 Level 3: Threats/Derogatory Language
- 09 Level 4: Offensive or Discriminatory Act

### 10 PHYSICAL ABUSE

- 11 Level 1: Minor or Slight Touching
- 12 Level 2: Intentional Confrontation
- 13 Level 3: Violent Contact

### 14 REPORTING ABUSE GUIDELINES

# USSF Penalty Summary Policy 531-9



# RESPECT THE CALL



## PENALTY OVERVIEW

The Penalties Matrix defines consequences associated with physical and non-physical offenses against Referees.

### NON-PHYSICAL OFFENSES of gross misconduct, abuse, and / or assault

NON-PHYSICAL*	MIN. GAMES	TIME
Insulting, Belittling, Insinuating or Taunting Behavior Undermining Referee Authority	2	
Harassment, Intimidation, Retaliation, Abusive, or Threatening (Non Physical) Language	4	
Aggression, Attacking, Derogatory, Cyberbullying, Doxing or Threatening (Physical / Violence) Language	6	6 - 24 Months
Offensive or Discriminatory Act	10	12 - 24 Months

### PHYSICAL OFFENSES of gross misconduct, abuse, and / or assault

PHYSICAL*	MIN. GAMES	TIME
Minor or Slight Deliberate Touching	3	1 - 6 Months
Pushing, Grabbing, Pulling, Squeezing, Pinching, Lightly Slapping, Use of Object in Non Striking Manner, or Physical Property Damage	10	6 - 24 Months
Hitting, Punching, Elbowing, Kicking, Biting, Spitting, Choking, Tackling, Throwing or Use of Object or Any Part of Body (Forearm, Knee, Head) in a Striking Manner		12 Months - Lifetime

(\*) **Disclaimer:** These are only a few examples of abuse – other actions or statements may also fall into this category.

© 2025 U.S. SOCCER | NOT TO BE MODIFIED WITHOUT U.S. SOCCER APPROVAL

### KEY PENALTY FACTORS

- Single offenses are at **minimum the prescribed game penalty or time penalty** for non red zone offenses
- Penalties can be **both game and time depending on severity** / circumstances
- Second time offenders receive **double punishment**
- Third time offenders receive a **lifetime ban**
- More than one offense at the same time is **at least the punishment for the most serious offense**
- Offenses against minors are automatically subject to a **“minor multiplier”** resulting in **triple punishment**
- **One offense warning per league** to be managed by states and leagues collaboratively
- Game consequences are **inclusive of 1 game penalty for any red cards given**
- Optionality for **50% penalty for first offense from a minor**

Please follow your current reporting structure – updated reporting procedure will be a part of Phase 3.

# USSF Penalty Summary Policy 531-9



**RESPECT  
THE CALL**



## **NON-PHYSICAL ABUSE**

**Contact doesn't have to be made for damage to occur.** Non-physical abuse – hurtful language and aggressive behavior – has no place in our game. It disrupts matches, interferes with the referee's ability to do their job, and it hurts the game for everyone. Left unchecked, non-physical abuse takes an emotional toll and has the potential to escalate into physically dangerous situations. The updated policy is designed to eliminate this behavior.



# USSF Penalty Summary Policy 531-9



# RESPECT THE CALL

## NON-PHYSICAL ABUSE

### LEVEL 1: VERBAL TAUNTING

Speech or gestures intended to belittle the referee, damage their credibility, and undermine their ability to effectively officiate the game.

#### DEFINITION

Insulting, Belittling, Insinuating or Taunting Behavior  
Undermining Referee Authority.

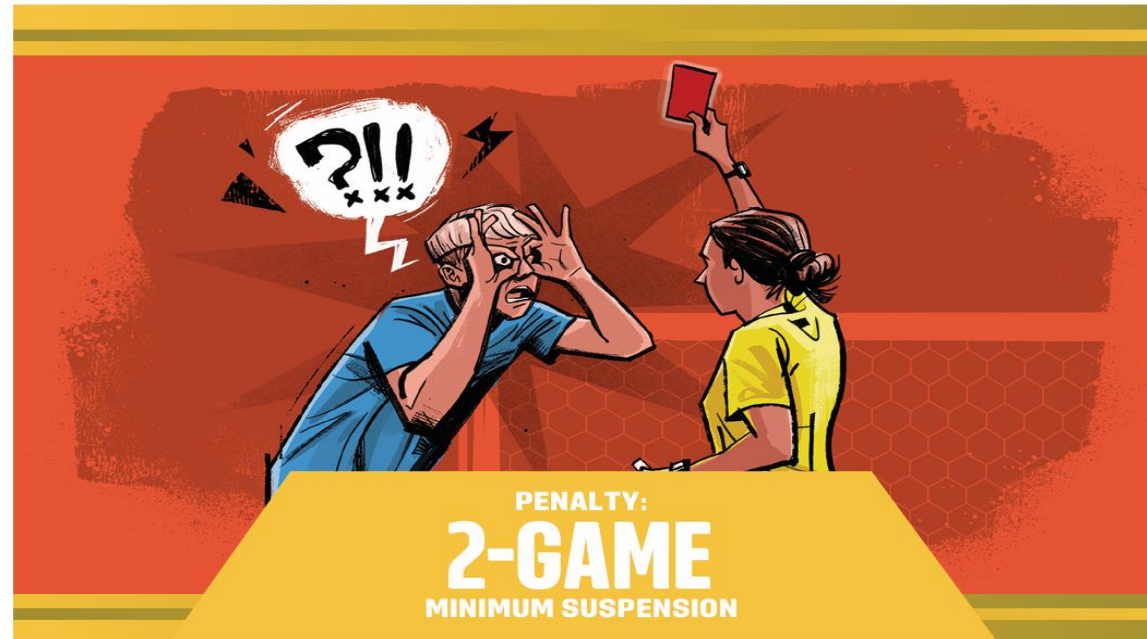
#### EXAMPLES

- **Questioning Competence:**  
*"Do you even know the rules?"*
- **Mocking Appearance or Abilities:**  
*"Did you forget your glasses?"*
- **Accusations of Bias:**  
*"What's the other team paying you?"*
- **Dismissive Language:**  
*"You suck."*
- **Aggressive Tone:**  
*"You're the worst ref we've ever had."*

#### RECOMMENDED APPROACH

If you have concerns about a call, respectfully ask the referee for clarification. Share your perspective calmly, avoiding yelling, insults, or offensive gestures.

**Disclaimer:** These are only a few examples of abuse – other actions or statements may also fall into this category.



# USSF Penalty Summary Policy 531-9



# RESPECT THE CALL

## NON-PHYSICAL ABUSE

## LEVEL 2: HARASSMENT/INTIMIDATION

Occurs when language or body language is intended to make a referee feel unsafe but where the threat of violence remains unspoken.

### DEFINITION

Harassment, Intimidation, Retaliation, Abusive or Threatening (Non-Physical) Language.

### EXAMPLES

- **Using Expletives:**  
“That call was complete \$H\*t!”
- **Personal Attacks:**  
“You’re a F-ing joke!”
- **Escalating Intensity:**  
“You can’t make a single good f\*\*\*\*\* call!”
- **Getting In The Referee’s Face.**

### RECOMMENDED APPROACH

Take a moment to gather yourself before you speak to the referee. Ask for clarification calmly, aiming for constructive communication rather than causing conflict.

**Disclaimer:** These are only a few examples of abuse – other actions or statements may also fall into this category.





# USSF Penalty Summary Policy 531-9



# RESPECT THE CALL

## NON-PHYSICAL ABUSE

### LEVEL 3: THREATS/DEROGATORY LANGUAGE

When aggressive language or threats of violence enter the mix – or when abuse spills online.

#### DEFINITION

Aggression, Attacking, Derogatory, Cyberbullying, Doxing, or Threatening (Physical / Violence) Language.

#### EXAMPLES

- **Threatening To Inflict Harm On A Referee:**
  - “You’re gonna pay for that!”
  - “I’ll see you in the parking lot”
  - “I’m going to shove that card down your throat!”
  - “You better watch your back!”
- **Public Attacks Online** such as uploading a post to social media attacking the referee.

#### RECOMMENDED APPROACH

When you feel frustrated by a referee’s call, take a moment to pause and breathe. Reflect on how your reaction impacts your experience and the overall atmosphere of the game for everyone involved.



# USSF Penalty Summary Policy 531-9



# RESPECT THE CALL

## NON-PHYSICAL ABUSE

### LEVEL 4: OFFENSIVE OR DISCRIMINATORY ACT

U.S. Soccer is inclusive of everyone. Discrimination – attacking referees for who they are, or offending their dignity – will not be tolerated.

#### DEFINITION

Discriminatory or derogatory words or actions on account of race, skin color, ethnicity, nationality, social origin, gender, disability, sexual orientation, language, or religion.

#### EXAMPLES

- Racial or ethnic slurs.
- Offensive gestures.
- Homophobic language.
- Using harmful or sexist stereotypes.

#### RECOMMENDED APPROACH

Remember that soccer is for everyone. We're all human, and everybody deserves the opportunity to enjoy the game without being made to feel bad about who they are.

**Disclaimer:** These are only a few examples of abuse – other actions or statements may also fall into this category.



# USSF Penalty Summary

## Policy 531-9



**RESPECT  
THE CALL**



# PHYSICAL ABUSE

**Physical abuse makes the game unsafe for everyone.** It's also easy to avoid. Outside of friendly handshakes, there's never a reason to touch the referee. Any unwanted physical contact is considered physical abuse. Physical violence can also result in criminal charges, lawsuits, or medical liability.



# USSF Penalty Summary Policy 531-9



# RESPECT THE CALL

## PHYSICAL ABUSE

### LEVEL 1: MINOR OR SLIGHT TOUCHING

Even minor deliberate touches can be unwanted and make referees feel unsafe and are considered physical abuse.

#### DEFINITION

Minor or Slight Deliberate Touching.

#### EXAMPLES

- Tapping the referee's shoulder to get their attention.
- Touching the referee's chest with your finger.
- Grabbing the referee's jersey to get their attention.
- Intentionally bumping lightly into the referee.

#### RECOMMENDED APPROACH

Respectfully get the referee's attention without touching them – and, even in the heat of the moment, make a conscious effort to keep your hands to yourself.

**Disclaimer:** These are only a few examples of abuse – other actions or statements may also fall into this category.



# USSF Penalty Summary Policy 531-9



# RESPECT THE CALL

## PHYSICAL ABUSE

## LEVEL 2: INTENTIONAL CONFRONTATION

Escalation of using contact to intimidate or provoke a physical confrontation – or causing damage to property – without the intent to cause bodily harm.

### DEFINITION

Pushing, Grabbing, Pulling, Squeezing, Pinching, Lightly Slapping, Use of Object in Non-Striking Manner, or Physical Property Damage

### EXAMPLES

- Shoving the referee.
- Forcefully grabbing the referee's arm.
- Throwing a water bottle at the ground in front of the referee.
- Dumping the referee's bag into a trashcan.
- Aggressively grabbing the referee's jersey.
- Following the referee to the parking lot or to their car.

### RECOMMENDED APPROACH

Understand that this behavior not only won't change the outcome on the field, it will keep you out of the game for a long time. Channel that energy to drive better on-field performance. Remove yourself from the situation if you need to calm down.

**Disclaimer:** These are only a few examples of abuse – other actions or statements may also fall into this category.





# USSF Penalty Summary Policy 531-9



# RESPECT THE CALL

## PHYSICAL ABUSE

### LEVEL 3: VIOLENT CONTACT

Malicious, violent contact intended to cause bodily harm – this is considered assault and can result in criminal punishment, legal suits, and medical liability.

#### DEFINITION

Hitting, Punching, Elbowing, Kicking, Biting, Spitting, Choking, Tackling, Throwing or Use of Object or Any Part of Body (Forearm, Knee, Head) in a Striking Manner

#### EXAMPLES

- Kicking the referee's shin.
- Throwing a punch at the referee.
- Placing hands on the neck to choke the referee.
- Throwing a water bottle with intent to hit the referee.
- Intentionally kicking the ball at the referee.

#### RECOMMENDED APPROACH

Before physical abuse ever escalates to this level, there are plenty of opportunities to choose another course of action. Remove yourself from the situation and give yourself time for your anger to defuse before doing something with serious long-term consequences.

**Disclaimer:** These are only a few examples of abuse – other actions or statements may also fall into this category.



# USSF Penalty Summary Policy 531-9



**RESPECT  
THE CALL**



## **REPORTING ABUSE**

We understand the vast majority of players, coaches, and spectators already do the right thing. A small minority hurts the game for the rest of us – but it's up to all of us to uphold the integrity of the game. **With the updated policy, players, coaches, and spectators are encouraged to report abuse. The penalty framework only take effect if abuse is reported. We're asking you to do your part to support referees by reporting any instance of referee abuse.**

# USSF Penalty Summary Policy 531-9



**RESPECT  
THE CALL**

## REPORTING ABUSE

# GUIDELINES



- **Understand what does and doesn't constitute abuse – as well as the definitions for the different categories of abuse.**
- **Submit written reports of the abuse within 48 hours of the incident if possible. Include the following:**
  - Match details, including team information, age group, score, and date.
  - Detailed description of the incident and the behavior that constitutes abuse.
  - Unedited audio or video clips if available.
- **We will be providing details on the appropriate designee to submit reports to, as well as more in-depth procedure for reporting abuse as part of Phase 3 of the policy update. For now follow your current reporting structure.**
- **The Competition Authority will review all documents and submit the following to the Member Organization:**
  - All documents, exhibits, and other evidence in the case.
  - Copies of all rules, procedures, and bylaws used to support the charges and conduct the hearing.
  - The notice of charges and/or hearing provided the defendant/appellant.
  - The decision of the hearing body and any appeals decisions.
- **Athletes reported for abuse will have an opportunity to appeal.**



# Thank you for attending!



- Please be sure to update your availability in RefTown/NWSC.
- A complete list of OYSA Assignors can be found in RefTown/NWSC under Custom>Oregon Youth Soccer>OYSA Assignors.
- Contact your assignor if you have any questions, or...
- Contact me
  - Scott Clark
    - 541-730-1696
    - [sc.assigned@gmail.com](mailto:sc.assigned@gmail.com)

